



WELCOME TO THE ARENA! TOUCHSCREEN DISPLAY

**Professional 65" 4K Touchscreen Display
Designed for Tabletop Gaming, DIY Builders, and Origins Table Owners**



SETUP / INSTALLATION MANUAL
WARRANTY INFORMATION INCLUDED

THE POWER OF THE ARENA. UNLOCKED.

Whether you're upgrading your Game Theory Table or building your own digital masterpiece, the Arena Display is the brains behind The Arena—now available as a standalone unit.

This isn't a TV. It's a purpose-built, ultra-responsive 65" touchscreen engineered to deliver seamless, immersive gaming with no compromise. Powered by a custom Android 12 OS and professional-grade hardware, this display is ready for any adventure you throw at it.



FEATURE	DESCRIPTION
Screen Size	65" capacitive touch (G+G glass)
Resolution	3840 × 2160 (4K UHD)
Touch Technology	10-point+ capacitive multitouch
Display Surface	3mm tempered anti-glare glass
Operating System	Android 12 (Custom GTT build)
Processor	RK3588 Octa-core (Cortex-A76 + Cortex-A55)
RAM	8GB
Storage	128GB
Inputs & Outputs	HDMI In/Out, USB 3.0/2.0, USB-C, RJ45 Ethernet
Connectivity	Wi-Fi, Bluetooth
Viewing Angle	178° (full view)
Cooling System	Dual-fan system, 26 dB operation
Power Consumption	≤ 95W (Standby < 0.5W)
Dimensions (W×H×D)	1497.2mm × 876mm × 104.8mm
Weight (Approx.)	230 lbs
Lifespan	≥ 50,000 hours
Brightness	300 cd/m²
Contrast Ratio	1200:1


Compatibility: Fits directly into all Game Theory Origins tables—no modification required. Also ideal for DIY table builds.

DESIGNED FOR TABLETOP GAMING

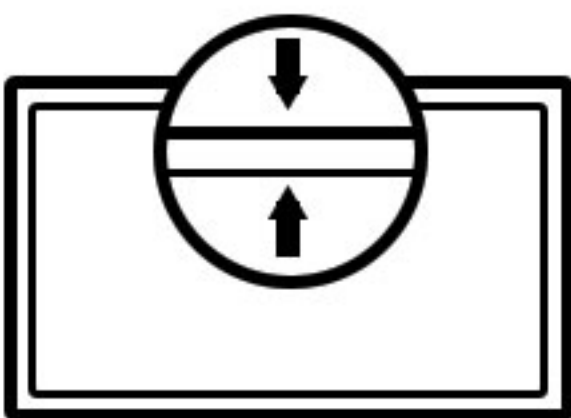
This display was engineered specifically for physical + digital gaming.
Unlike traditional consumer TVs, the Arena Display has:



Tempered Glass Surface: Built to withstand gameplay.
Max weight: 20 lbs in the center, 70 lbs at the edge.
Do not exceed these limits or warranty may be voided.



Full Android Functionality: Natively run apps like Foundry VTT, Roll20, Tabletop Simulator, and anything from Google Play.
No external PC required.



Zero Bezel Interference: Full-screen usability —no raised borders to interrupt your game pieces or miniatures.



Precision Touch: Ultra-responsive 10-point+ multitouch built for real-time control and multiplayer interaction.


PACKAGE CONTENTS		
<div>Arena Display (65" Touchscreen)</div>	<div>Power Cord</div>	<div>Wi-Fi Antenna</div>
<div>Remote Control</div>	<div>Certificate of Conformity</div>	<div>Warranty Card</div>

No table or mount included. Must be installed on a stable surface or within a compatible frame.


PLACEMENT GUIDELINES




Only install on secure, load-bearing surfaces.



Leave airflow around all ventilation holes and fan ports.




Avoid exposure to liquids, humidity, or direct heat.

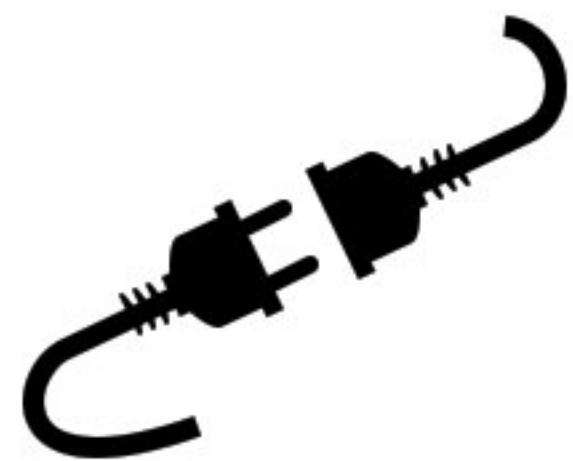


Avoid pressure on the back center of the panel —this can damage internal components.

POWER & ELECTRICAL



Voltage: AC 110–240V / 50–60Hz



Always unplug before connecting or disconnecting devices.




Never open the back panel unless authorized by Game Theory support.



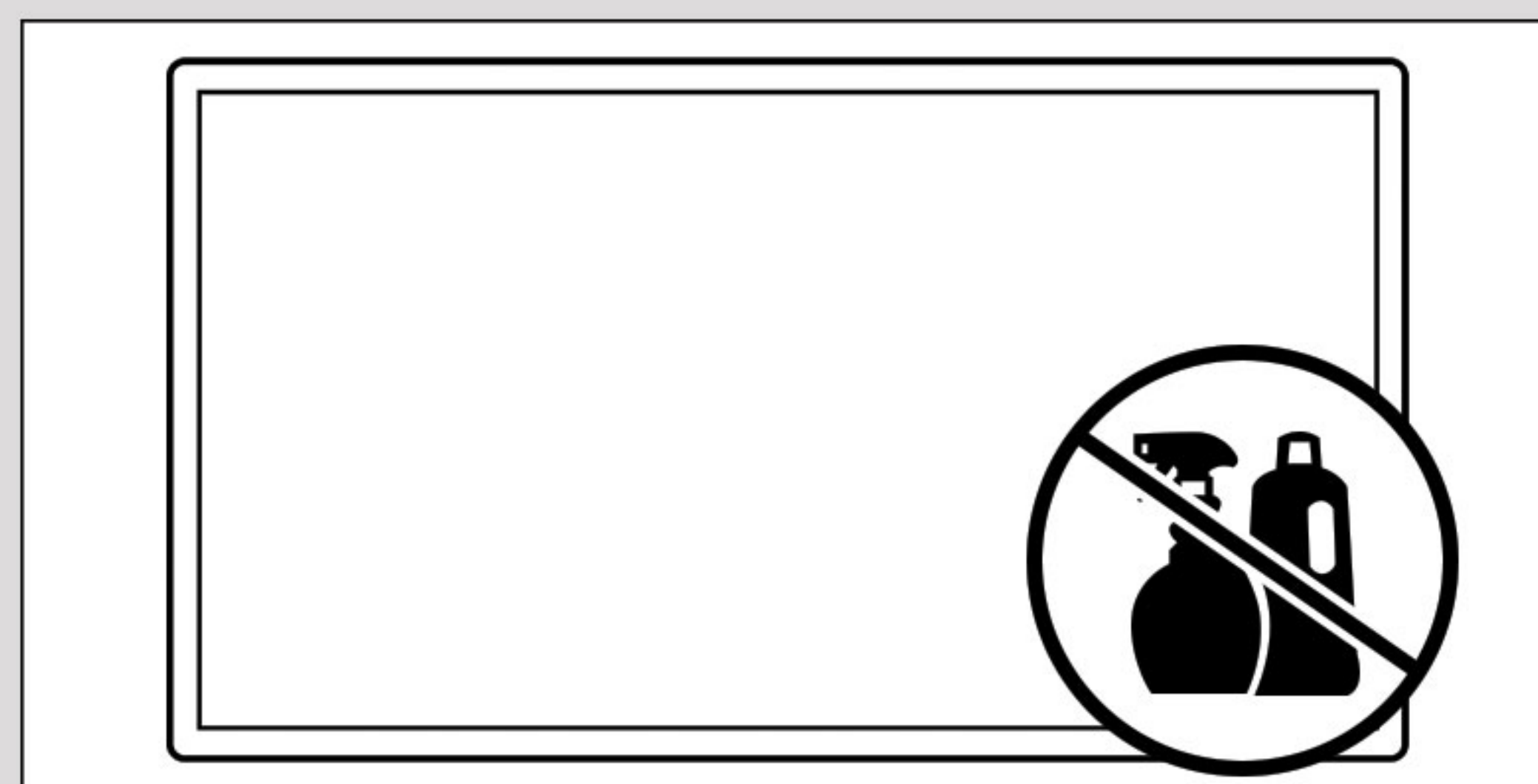
Do not modify internal components; this voids warranty.

CLEANING & MAINTENANCE

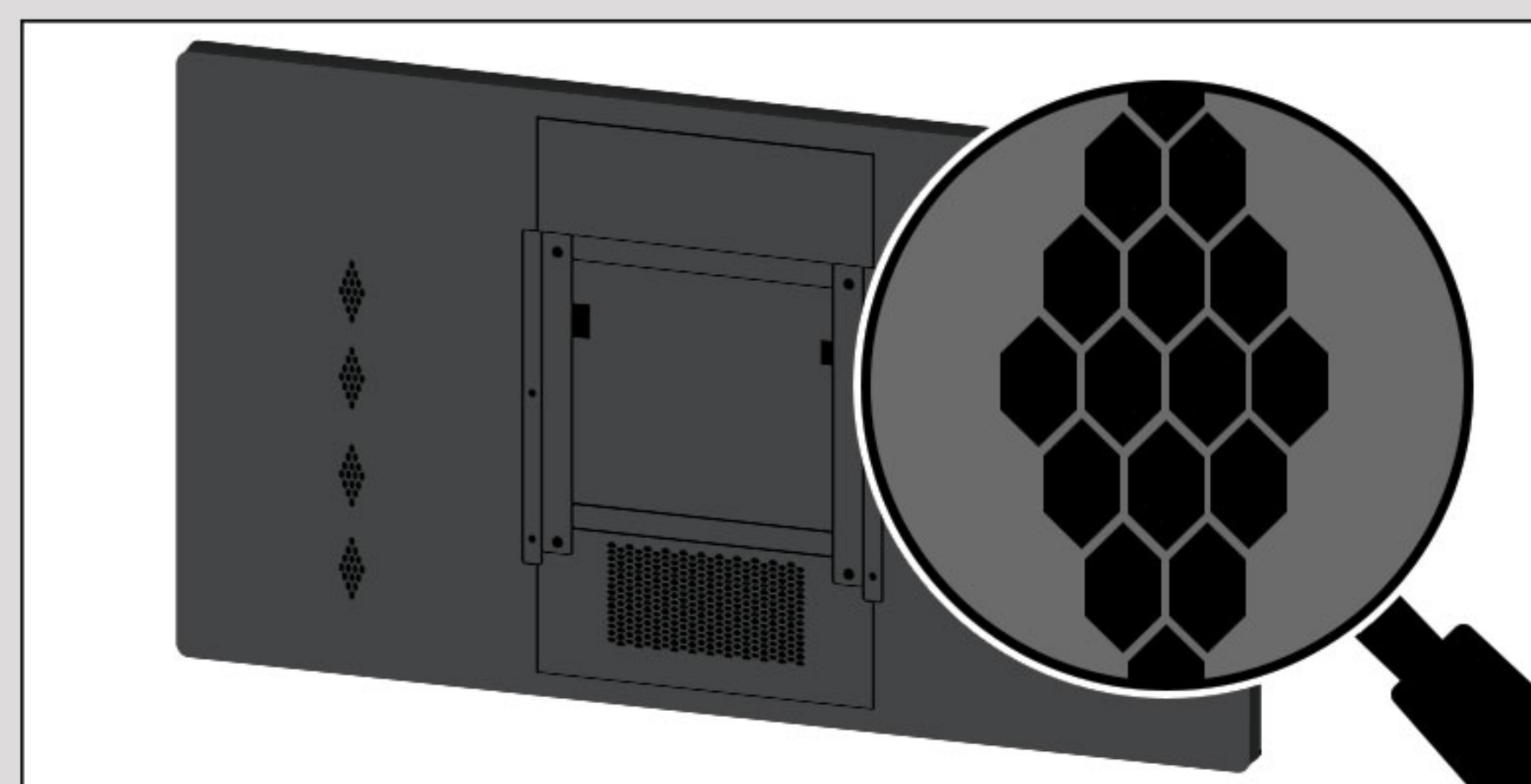
Use a dry microfiber cloth for surface cleaning.



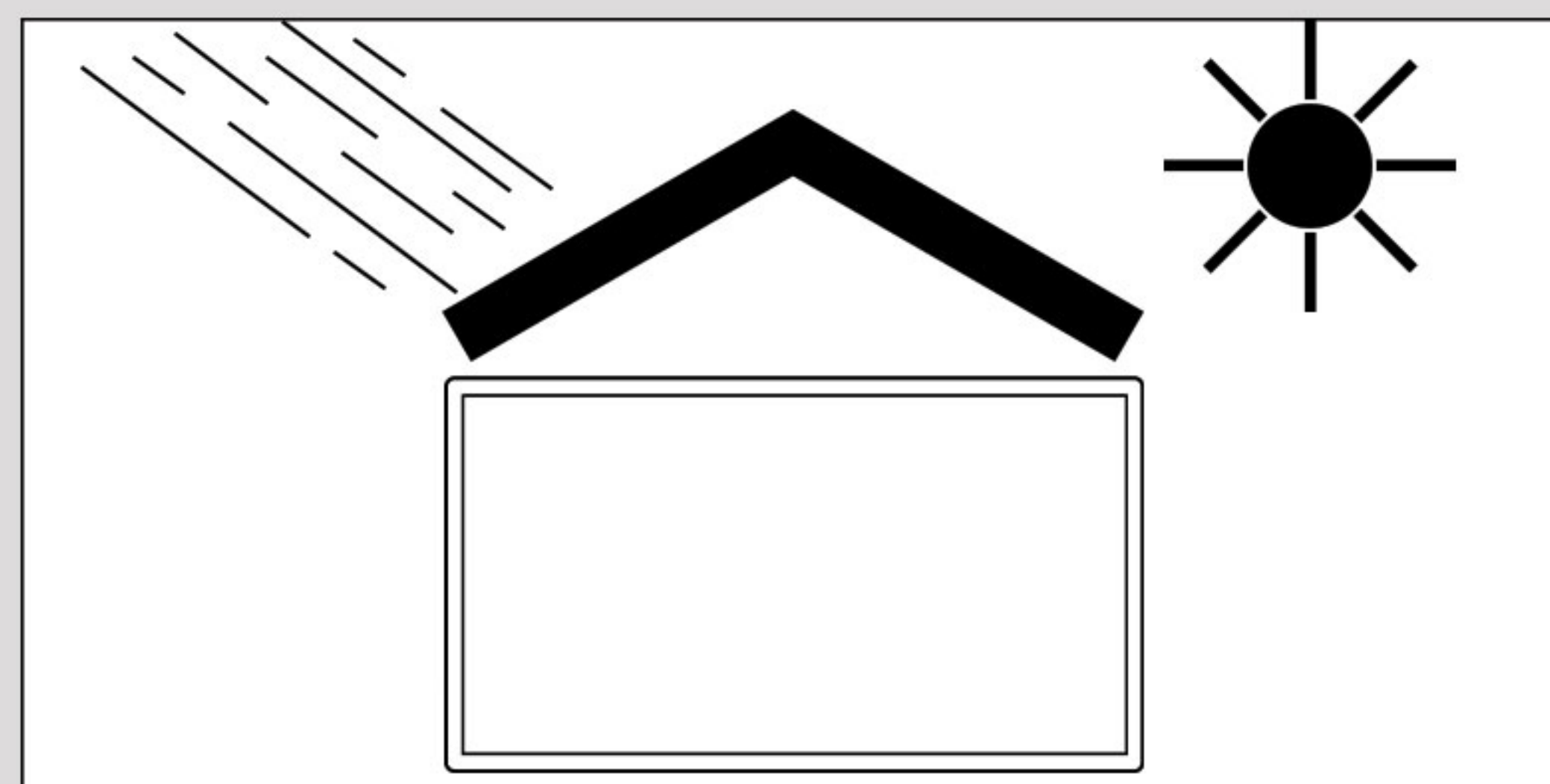
Do not use ammonia, alcohol, acetone, or abrasive cleaners.

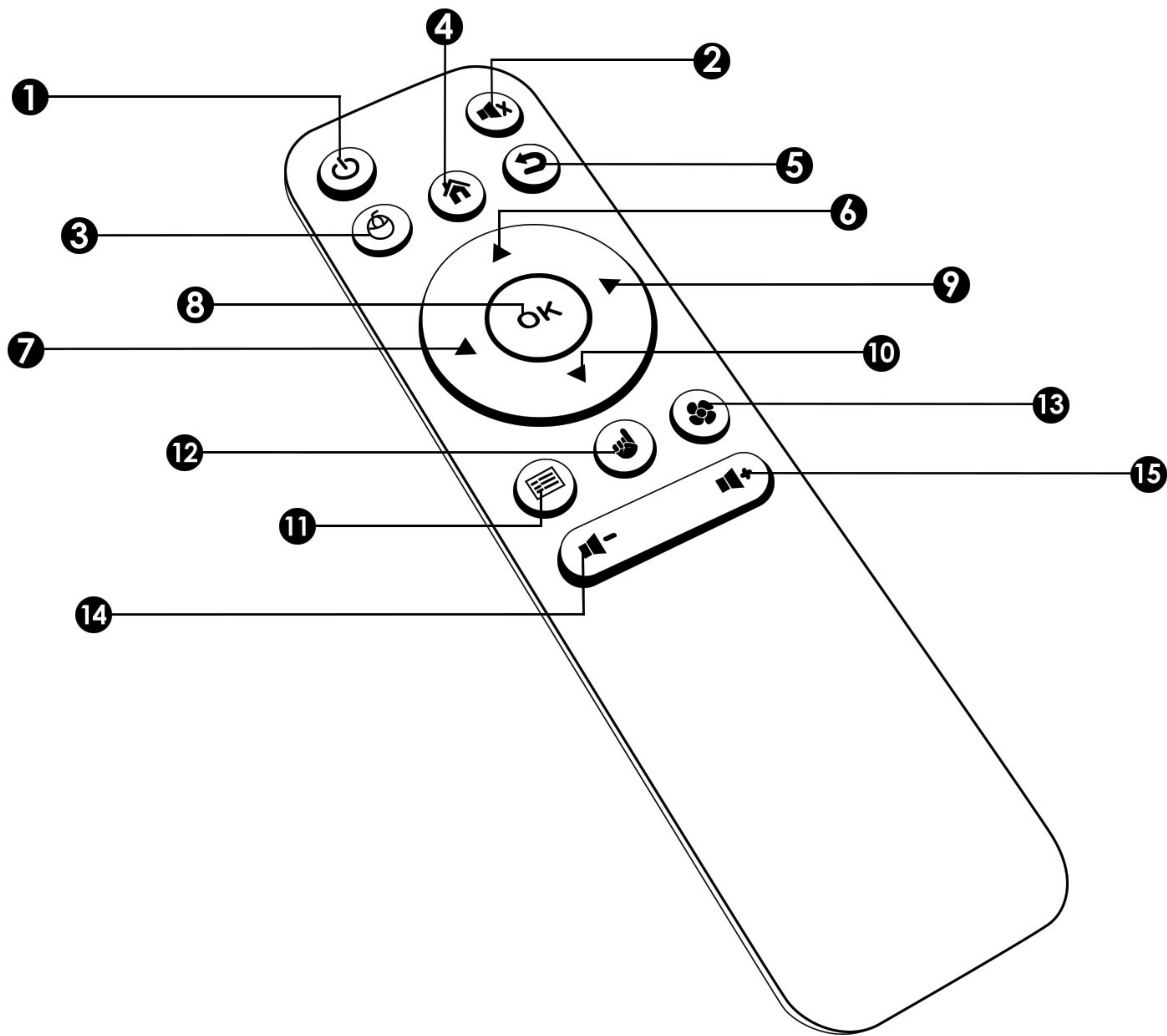


Inspect ventilation areas monthly for dust.



If storing long-term, unplug and keep in a dry, cool space.






REMOTE CONTROL

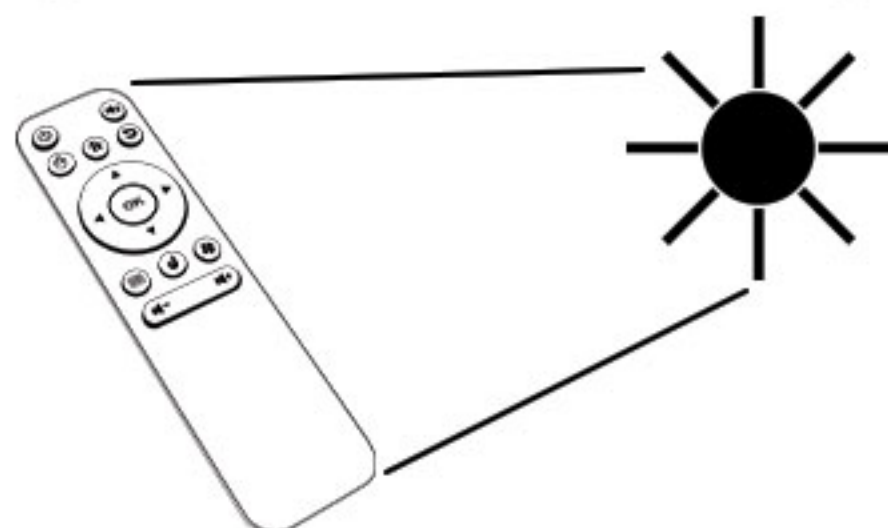
- 1** Power On/Off
- 2** Mute
- 3** Activate on-screen mouse
- 4** Home
- 5** Back
- 6-10** Navigation (up/down/left/right)
- 8** OK / Confirm
- 11** Menu
- 12** Enable/Disable Touchscreen
- 13** Enable/Disable Cooling Fan
- 14-15** Volume Down / Up

REMOTE USE TIPS:


Maintain line-of-sight to IR sensor.



Avoid direct sunlight or bright LEDs during use.



Use matching batteries (AAA). Remove if unused for 30+ days.



TROUBLESHOOTING

No Power

Check outlet, switch on power button (back of screen), replace cable

No Touch Response

Restart system; check cable connections or USB ports to main board

Display Error

Check HDMI/display cable; inspect for physical damage

Wi-Fi Not Detected

Check Wi-Fi antenna, reset network in settings

Bluetooth Not Working

Verify Bluetooth is on; reboot system

Fan Not Running

Check fan cable or dust blockage

No Sound

Check speaker cables and volume settings

Advanced troubleshooting procedures and internal access should only be done by trained personnel or Game Theory support. Opening the screen without approval may void your warranty.

SOFTWARE & CONNECTIVITY



HDMI In/Out: Connect consoles, PCs, or external displays



USB Ports: Plug in USB drives, keyboards, and peripherals



Wi-Fi / Ethernet: Connect to the internet for updates and app downloads



Bluetooth: Pair with wireless accessories



Casting: Use eShare to cast from mobile/laptop (retains touchscreen functionality)

Updating System Software:

Updates may be provided by Game Theory Tables.

Download to USB → Plug into screen
 → Auto-install prompt will appear.

ARENA DISPLAY LIMITED WARRANTY

- **Term:** 1-Year coverage on manufacturer defects.
- **Coverage Includes:** Internal components, power supply, display performance
- **Excludes:**
 - Physical damage (including cracked tempered glass)
 - Liquid damage
 - User modifications or unauthorized disassembly

IMPORTANT NOTES:

- The tempered glass is durable but not unbreakable. Exceeding posted weight limits (20 lbs center / 70 lbs edge) voids coverage.
- Opening or modifying internal components without written permission voids warranty.

NEED HELP?

Email: support@gametheorytables.com **Website:** gametheorytables.com/support

PACKAGING & TRANSPORT

Your Arena Display ships in a **custom crate** with:

- Foam internal packaging
- Reinforced wooden structure
- Drop and shock protection

Always **retain your packaging** for future transport or service returns.

FINAL NOTE

The Arena Display is more than a screen—it's the core of an immersive, digital-first gaming experience. Whether you're enhancing your Origins table or building from scratch, this display brings performance, precision, and permanence to your game nights.

You're not just playing on a screen—you're commanding the Arena.